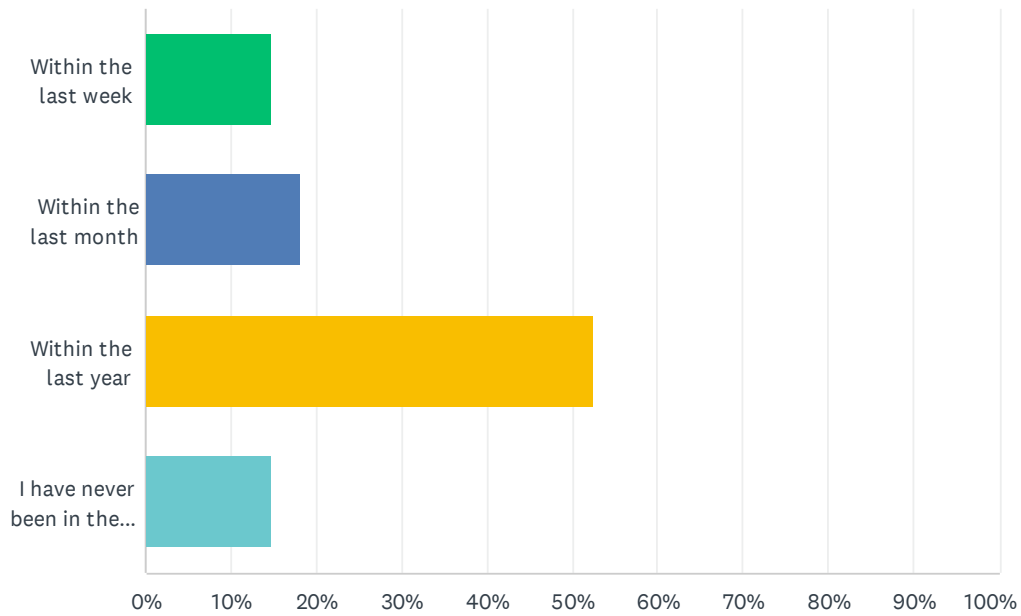


Q1 When did you last visit the Town Hall?

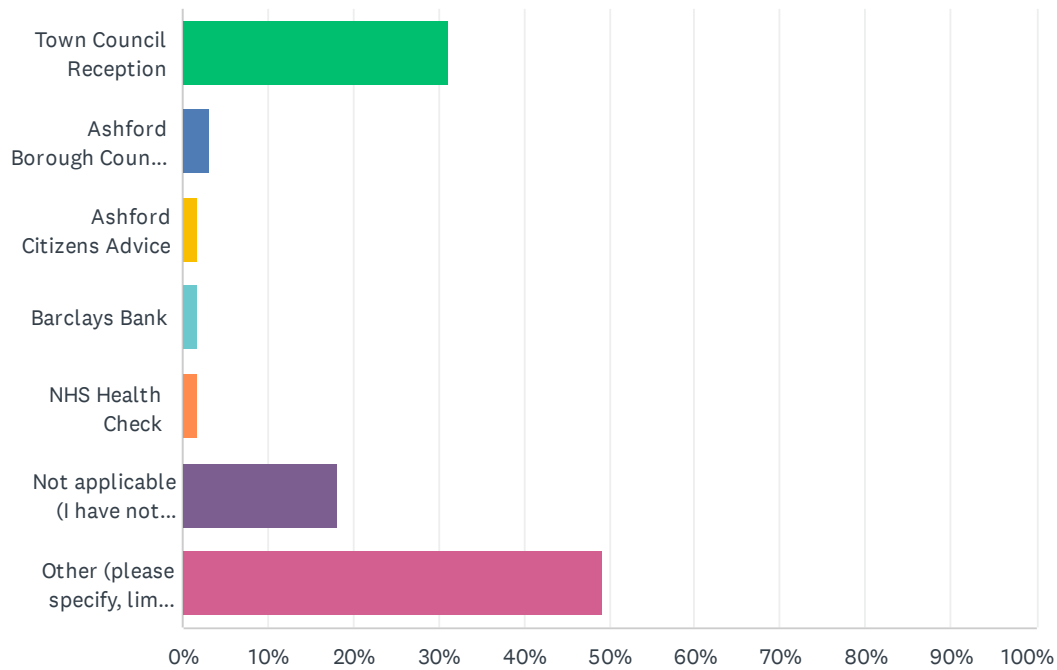
Answered: 61 Skipped: 0



ANSWER CHOICES	RESPONSES
Within the last week	14.75% 9
Within the last month	18.03% 11
Within the last year	52.46% 32
I have never been in the Town Hall	14.75% 9
TOTAL	61

Q2 Do you visit the Town Hall to access a service? (tick all that apply)

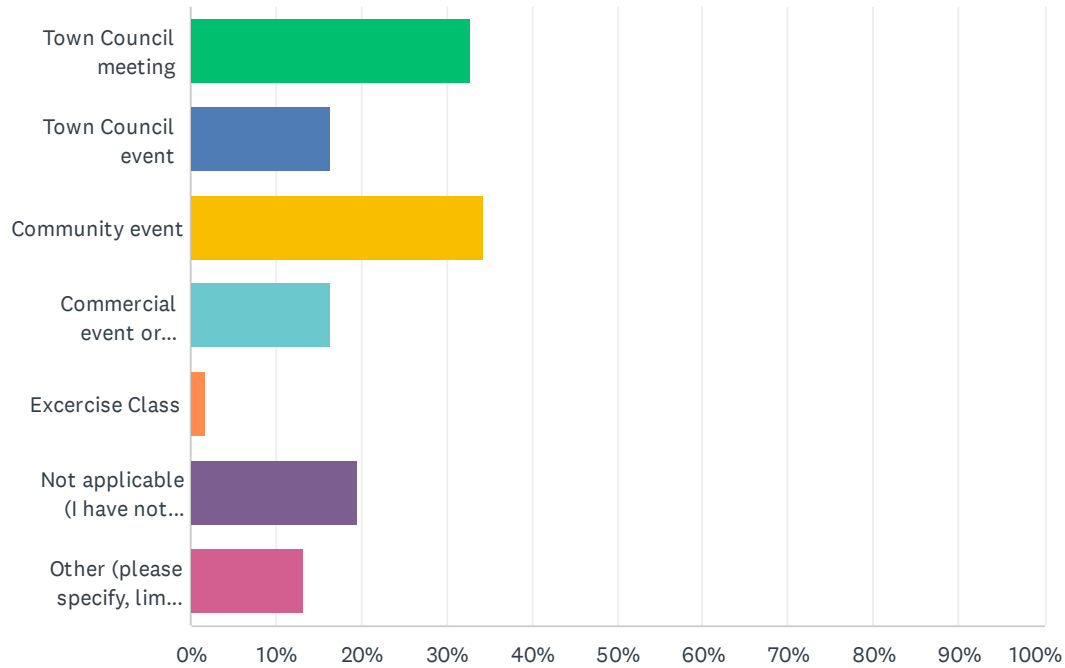
Answered: 61 Skipped: 0



ANSWER CHOICES	RESPONSES	
Town Council Reception	31.15%	19
Ashford Borough Council Services	3.28%	2
Ashford Citizens Advice	1.64%	1
Barclays Bank	1.64%	1
NHS Health Check	1.64%	1
Not applicable (I have not visited the Town Hall)	18.03%	11
Other (please specify, limit 100 characters)	49.18%	30
Total Respondents: 61		

Q3 Do you visit the Town Hall to attend meetings or events? (Tick all that apply)

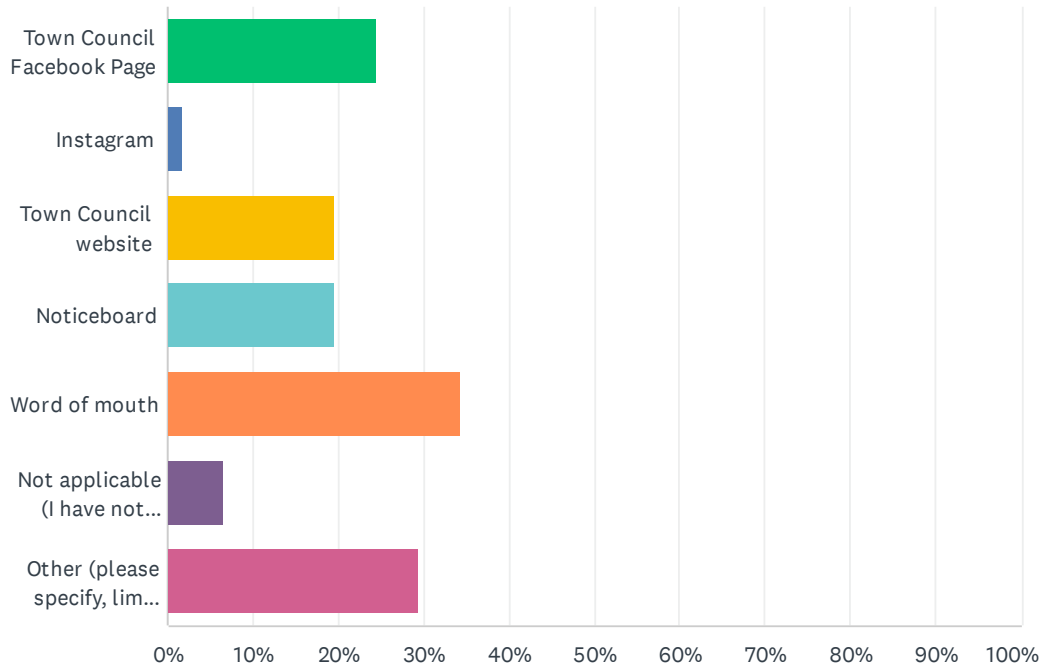
Answered: 61 Skipped: 0



ANSWER CHOICES	RESPONSES	
Town Council meeting	32.79%	20
Town Council event	16.39%	10
Community event	34.43%	21
Commercial event or activity	16.39%	10
Excercise Class	1.64%	1
Not applicable (I have not visited the Town Hall)	19.67%	12
Other (please specify, limit 100 characters)	13.11%	8
Total Respondents: 61		

Q4 How do you know that particular services or events are available or taking place at the Town Hall? (Tick all that apply)

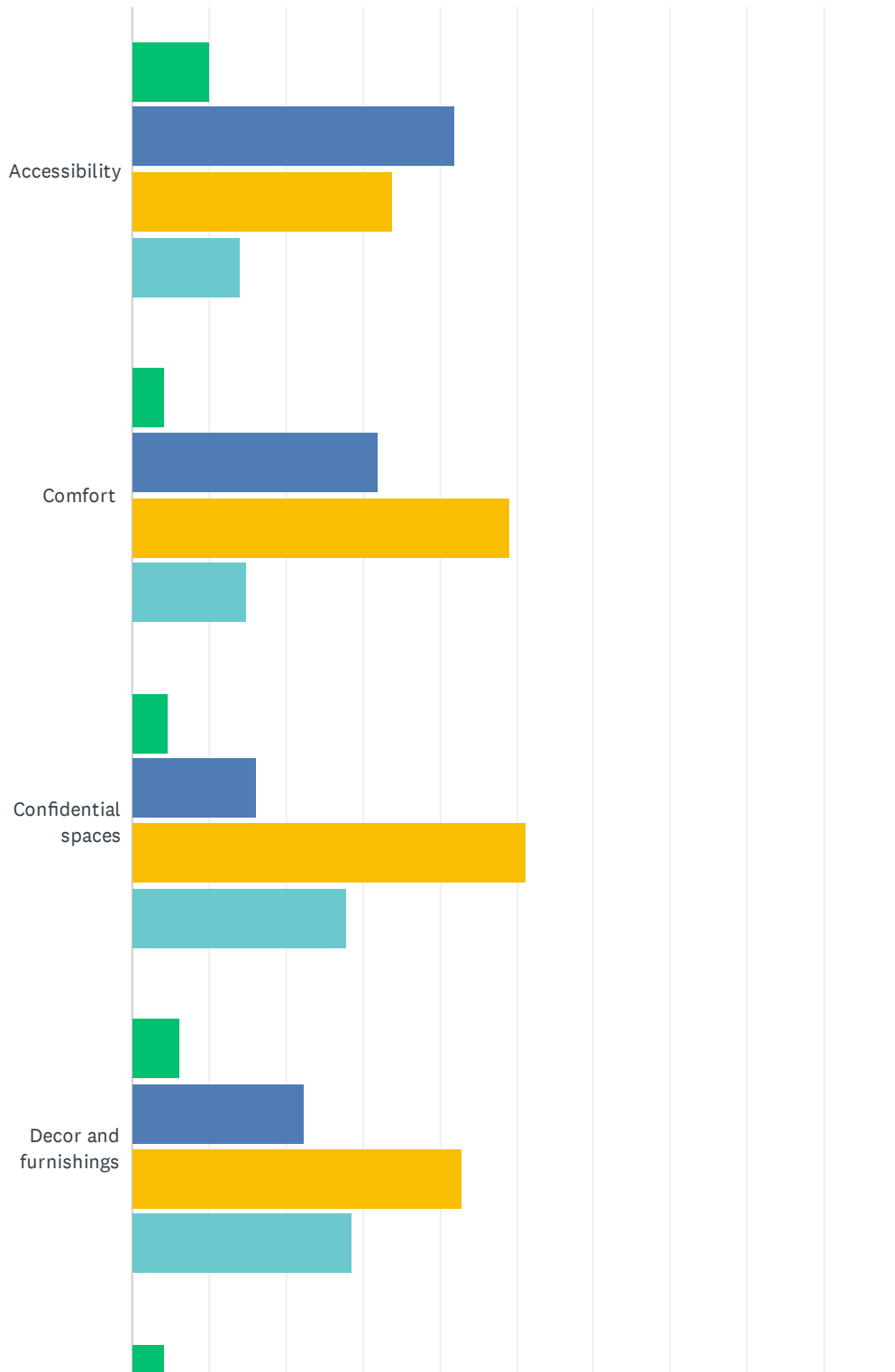
Answered: 61 Skipped: 0



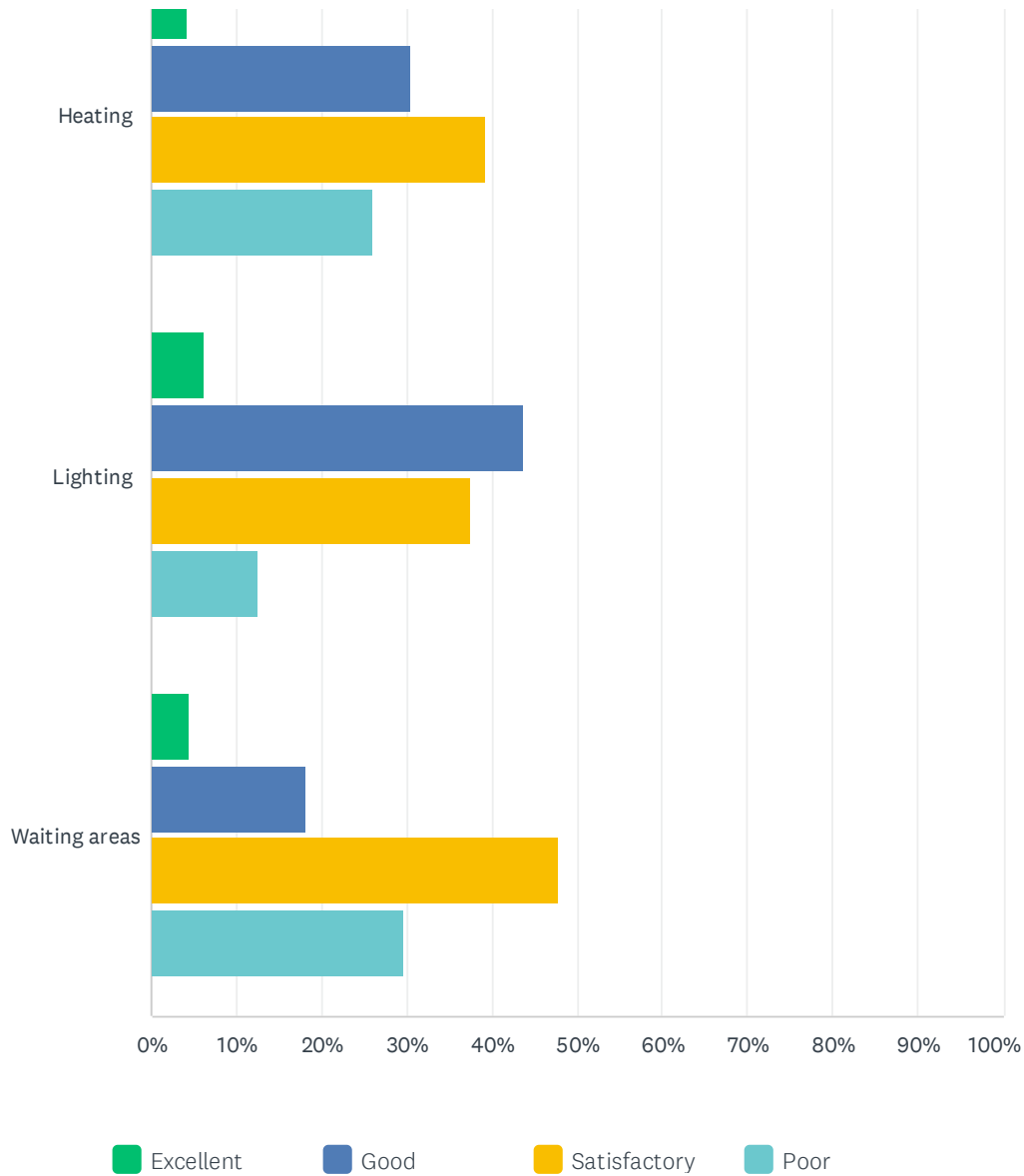
ANSWER CHOICES	RESPONSES	
Town Council Facebook Page	24.59%	15
Instagram	1.64%	1
Town Council website	19.67%	12
Noticeboard	19.67%	12
Word of mouth	34.43%	21
Not applicable (I have not visited the Town Hall)	6.56%	4
Other (please specify, limit 100 characters)	29.51%	18
Total Respondents: 61		

Q5 How would you rate the facilities available, if you have visited the Town Hall to access the services provided (eg Town Council Reception, Ashford Borough Council help-desk)? If you have not visited the Town Hall move on to Question 7.

Answered: 50 Skipped: 11



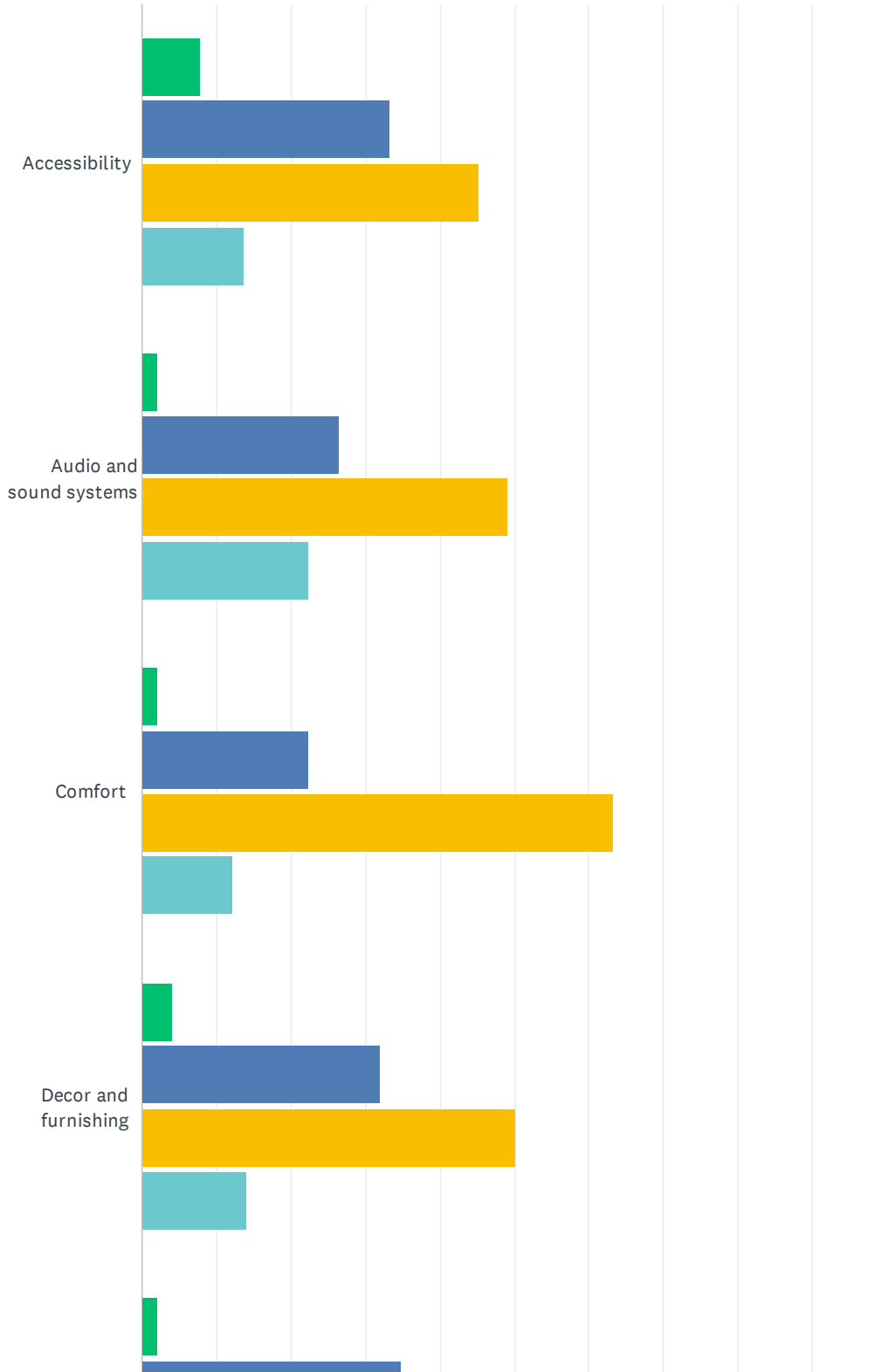
Community Use of Tenterden Town Hall 2023



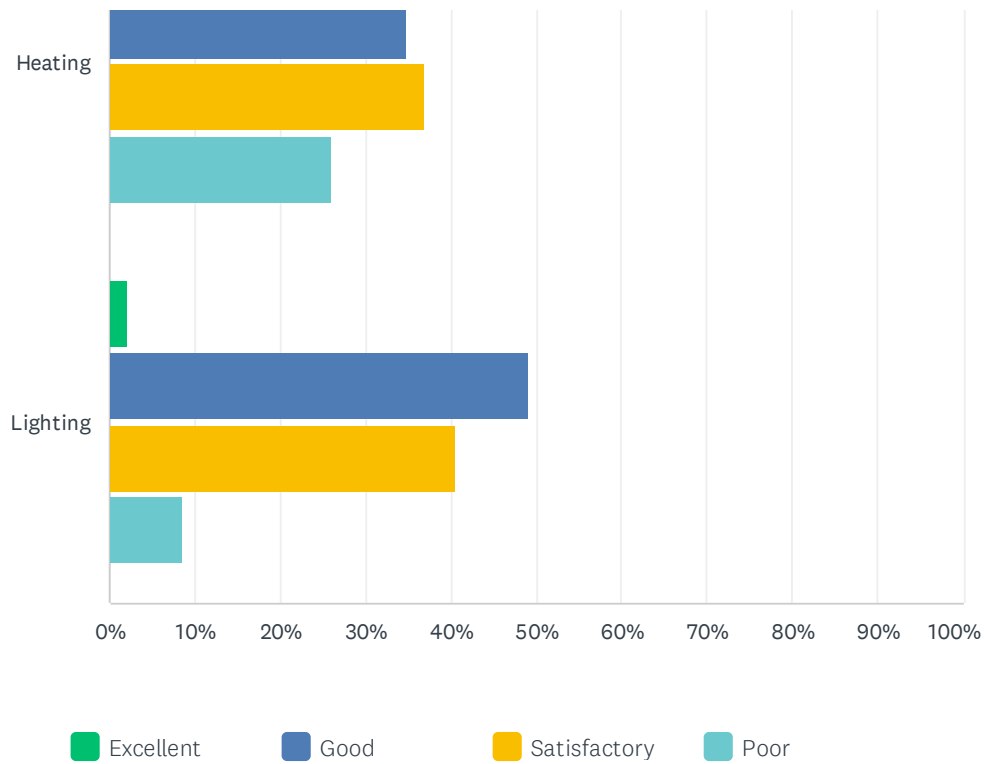
	EXCELLENT	GOOD	SATISFACTORY	POOR	TOTAL
Accessibility	10.00% 5	42.00% 21	34.00% 17	14.00% 7	50
Comfort	4.26% 2	31.91% 15	48.94% 23	14.89% 7	47
Confidential spaces	4.65% 2	16.28% 7	51.16% 22	27.91% 12	43
Decor and furnishings	6.12% 3	22.45% 11	42.86% 21	28.57% 14	49
Heating	4.35% 2	30.43% 14	39.13% 18	26.09% 12	46
Lighting	6.25% 3	43.75% 21	37.50% 18	12.50% 6	48
Waiting areas	4.55% 2	18.18% 8	47.73% 21	29.55% 13	44

Q6 How would you rate the facilities available, if you have used or attended a meeting or event in the Assembly Room at the Town Hall? If you have not visited the Town Hall move on to Question 7.

Answered: 51 Skipped: 10



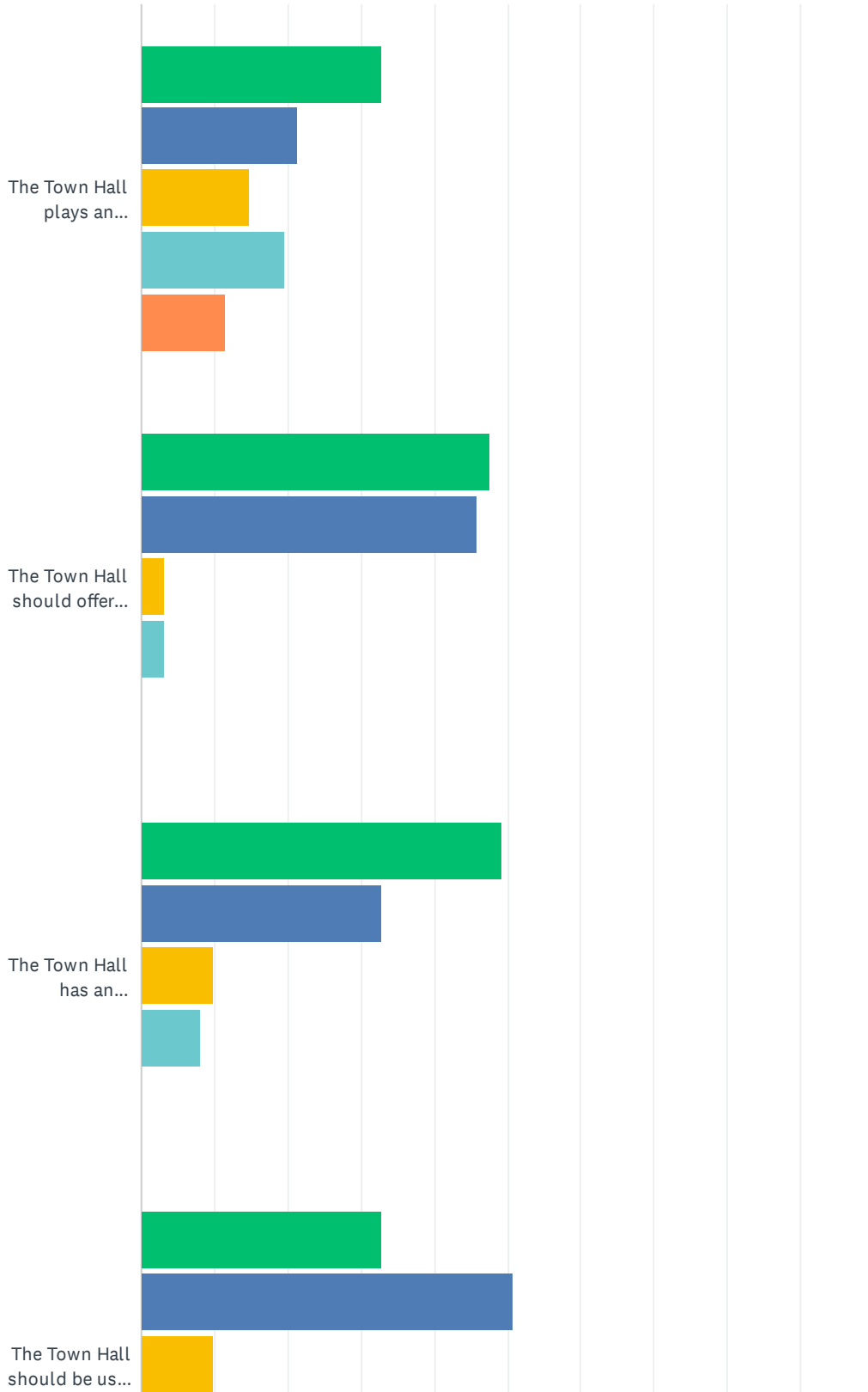
Community Use of Tenterden Town Hall 2023



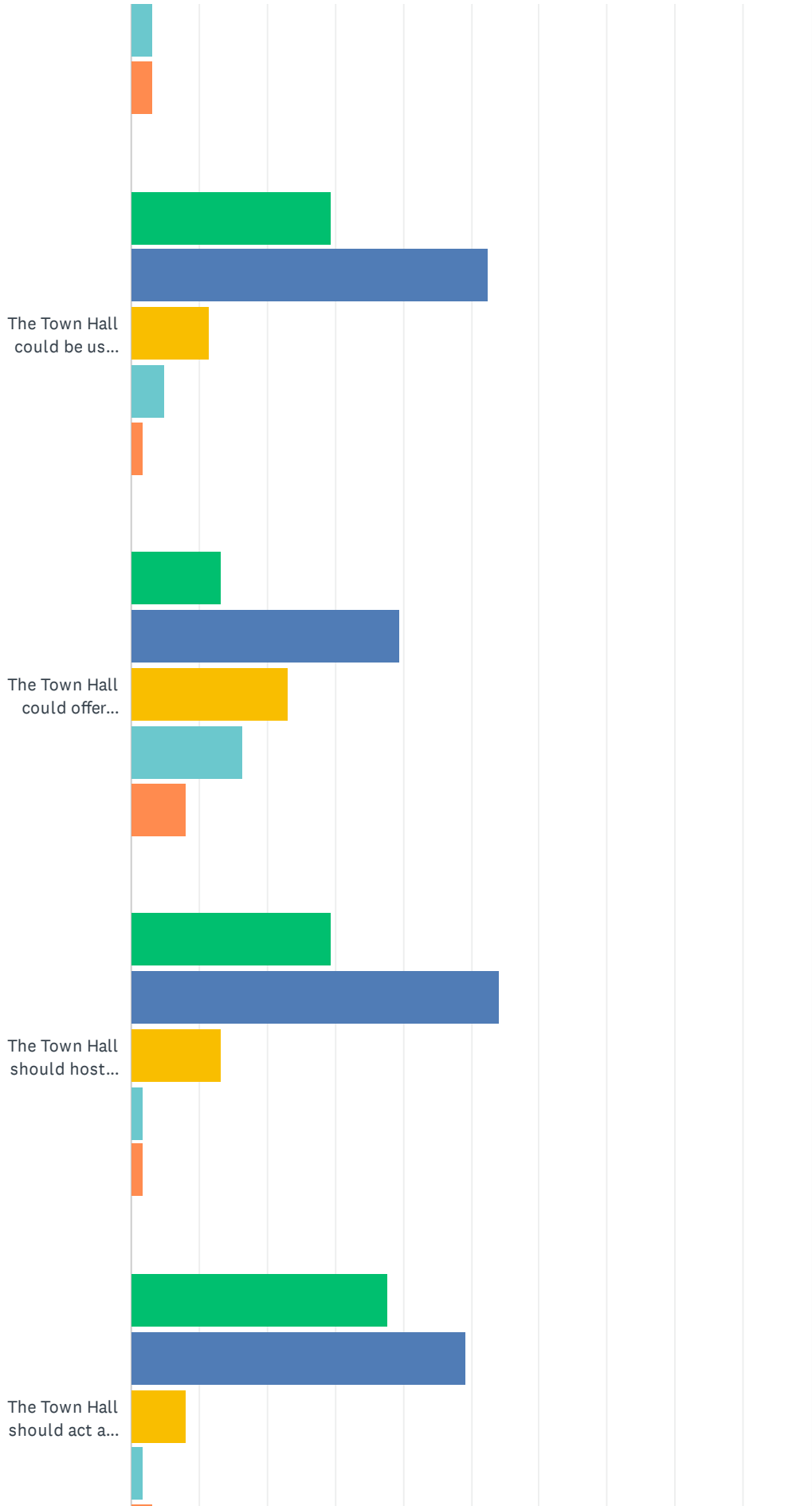
	EXCELLENT	GOOD	SATISFACTORY	POOR	TOTAL
Accessibility	7.84% 4	33.33% 17	45.10% 23	13.73% 7	51
Audio and sound systems	2.04% 1	26.53% 13	48.98% 24	22.45% 11	49
Comfort	2.04% 1	22.45% 11	63.27% 31	12.24% 6	49
Decor and furnishing	4.00% 2	32.00% 16	50.00% 25	14.00% 7	50
Heating	2.17% 1	34.78% 16	36.96% 17	26.09% 12	46
Lighting	2.13% 1	48.94% 23	40.43% 19	8.51% 4	47

Q7 Please indicate the extent to which you agree with the following statements

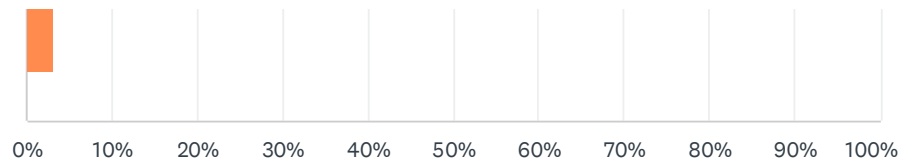
Answered: 61 Skipped: 0



Community Use of Tenterden Town Hall 2023



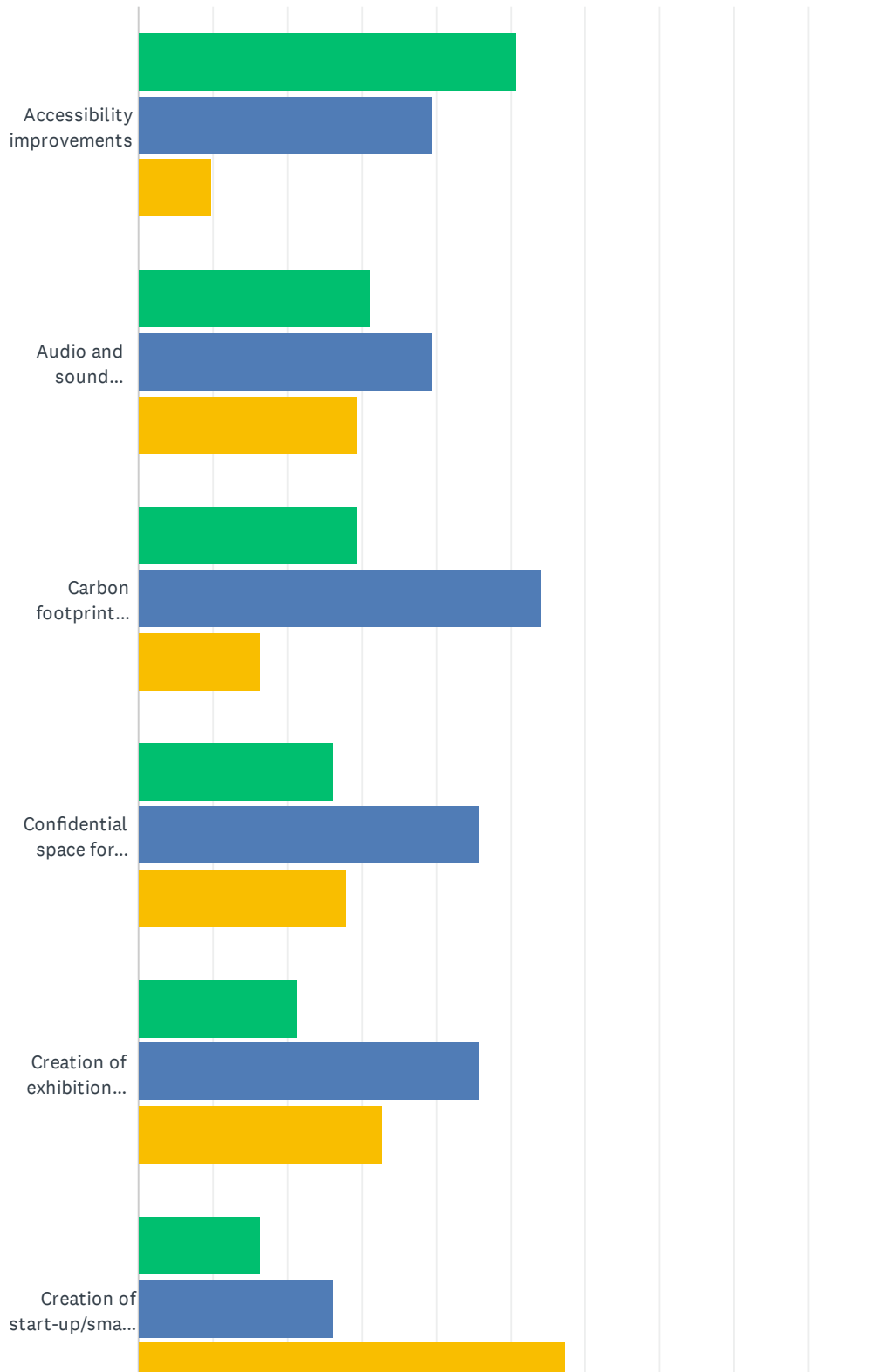
Community Use of Tenterden Town Hall 2023



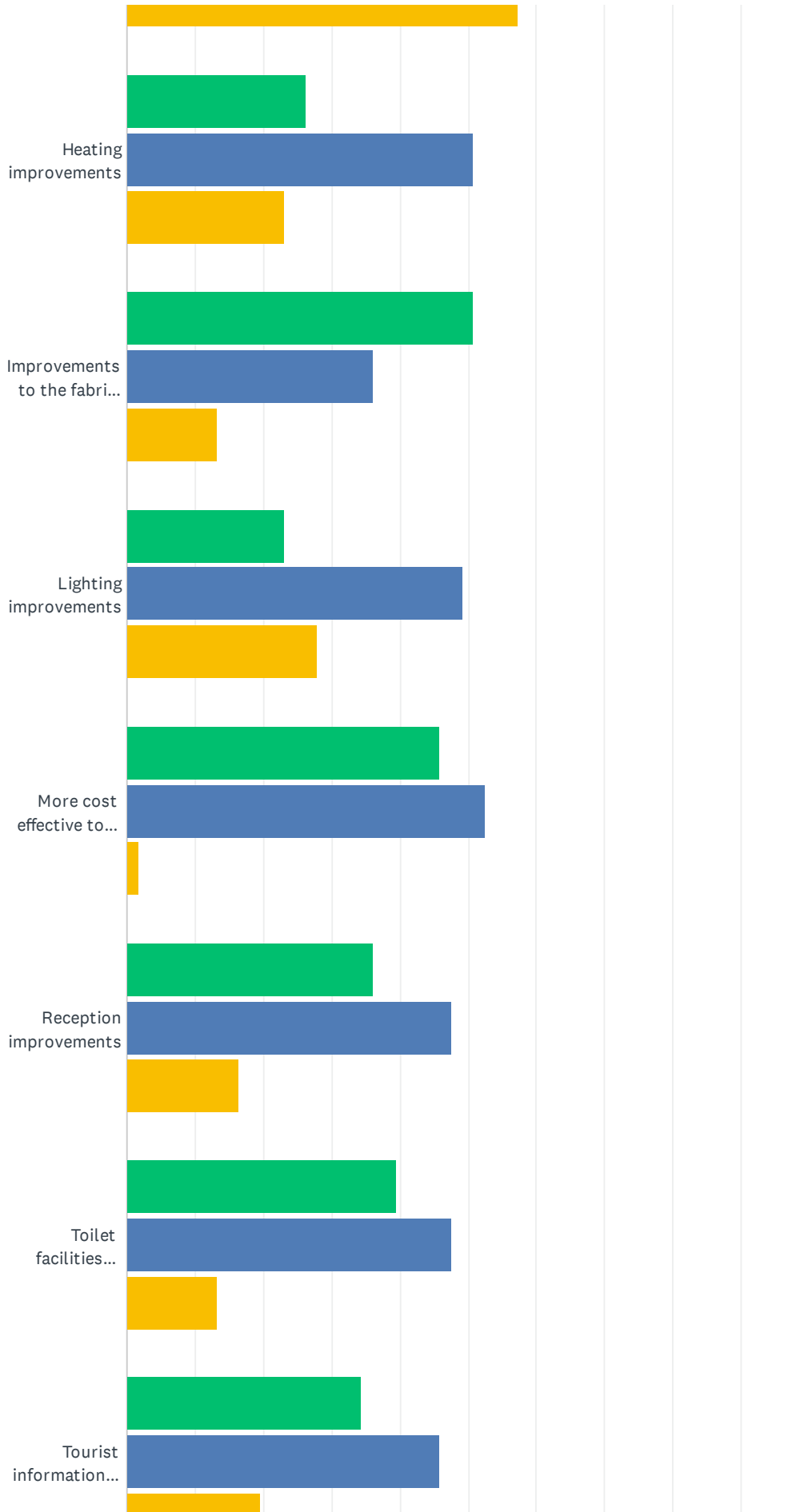
	STRONGLY AGREE	AGREE	NO VIEW	DISAGREE	STRONGLY DISAGREE	TOTAL
The Town Hall plays an important role as a service hub	32.79% 20	21.31% 13	14.75% 9	19.67% 12	11.48% 7	61
The Town Hall should offer spaces for community groups to meet	47.54% 29	45.90% 28	3.28% 2	3.28% 2	0.00% 0	61
The Town Hall has an important role as part of the town's heritage and identity	49.18% 30	32.79% 20	9.84% 6	8.20% 5	0.00% 0	61
The Town Hall should be used as an exhibition space	32.79% 20	50.82% 31	9.84% 6	3.28% 2	3.28% 2	61
The Town Hall could be used as a cultural space	29.51% 18	52.46% 32	11.48% 7	4.92% 3	1.64% 1	61
The Town Hall could offer start up/small office space for local businesses	13.11% 8	39.34% 24	22.95% 14	16.39% 10	8.20% 5	61
The Town Hall should host more events	29.51% 18	54.10% 33	13.11% 8	1.64% 1	1.64% 1	61
The Town Hall should act as a tourist Information centre	37.70% 23	49.18% 30	8.20% 5	1.64% 1	3.28% 2	61

Q8 The Town Council, is seeking to improve the facilities at the Town Hall, please indicate what you consider to be the most important matters for action.

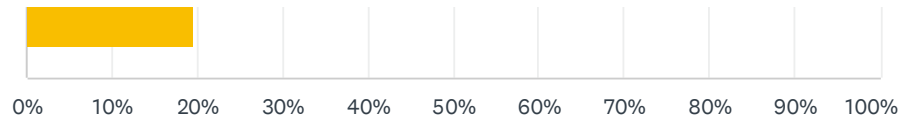
Answered: 61 Skipped: 0



Community Use of Tenterden Town Hall 2023



Community Use of Tenterden Town Hall 2023



■ Very import...
 ■ Important
 ■ Not import...

	VERY IMPORTANT	IMPORTANT	NOT IMPORTANT	TOTAL
Accessibility improvements	50.82% 31	39.34% 24	9.84% 6	61
Audio and sound improvements	31.15% 19	39.34% 24	29.51% 18	61
Carbon footprint reduction	29.51% 18	54.10% 33	16.39% 10	61
Confidential space for services	26.23% 16	45.90% 28	27.87% 17	61
Creation of exhibition space	21.31% 13	45.90% 28	32.79% 20	61
Creation of start-up/small office space for bsuinesses	16.39% 10	26.23% 16	57.38% 35	61
Heating improvements	26.23% 16	50.82% 31	22.95% 14	61
Improvements to the fabric and physical condition of the building	50.82% 31	36.07% 22	13.11% 8	61
Lighting improvements	22.95% 14	49.18% 30	27.87% 17	61
More cost effective to run	45.90% 28	52.46% 32	1.64% 1	61
Reception improvements	36.07% 22	47.54% 29	16.39% 10	61
Toilet facilities improvement	39.34% 24	47.54% 29	13.11% 8	61
Tourist information area improved	34.43% 21	45.90% 28	19.67% 12	61

Q10 What do you think are the 3 most positive things about the Town Hall (eg High Street location, historical significance)

Answered: 61 Skipped: 0

ANSWER CHOICES	RESPONSES	
1.	100.00%	61
2.	100.00%	61
3.	100.00%	61

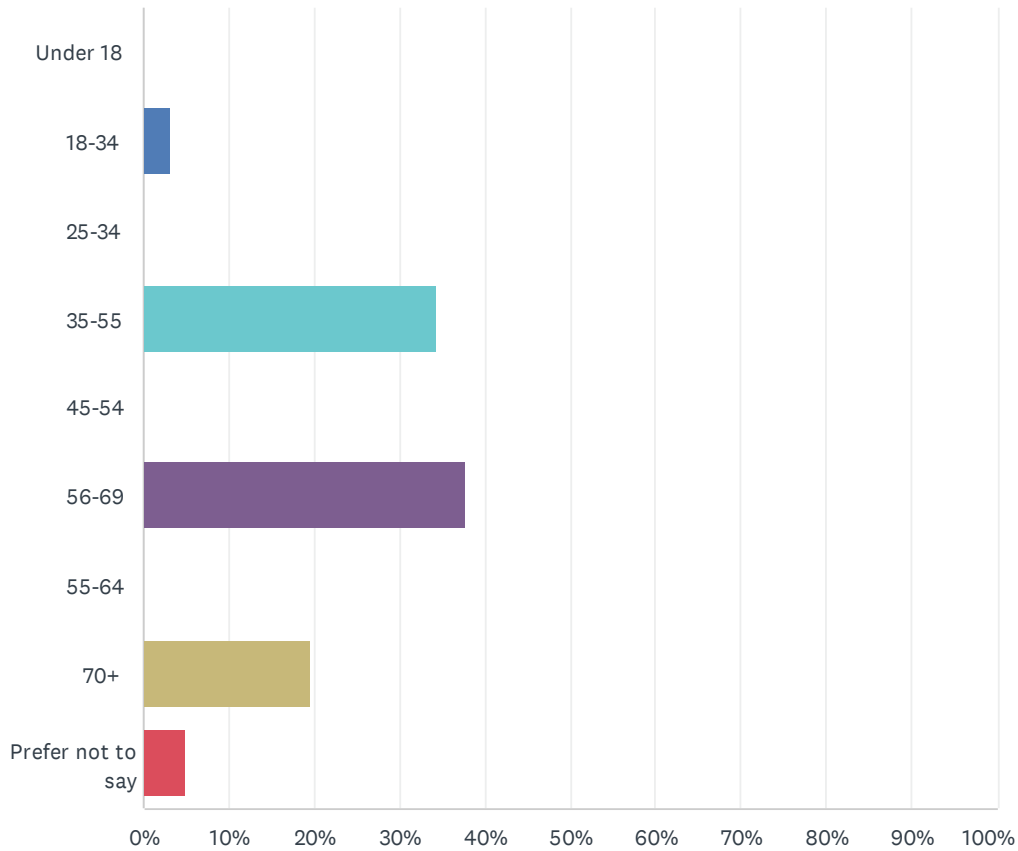
Q11 What do you think are the 3 most negative things about the Town Hall (eg toilet facilities, no lift to first floor)

Answered: 61 Skipped: 0

ANSWER CHOICES	RESPONSES	
1.	100.00%	61
2.	100.00%	61
3.	100.00%	61

Q12 Questions 12 to 17 ask about you, to help us better understand the answers given and the needs and wishes of the community. Please select your age range.

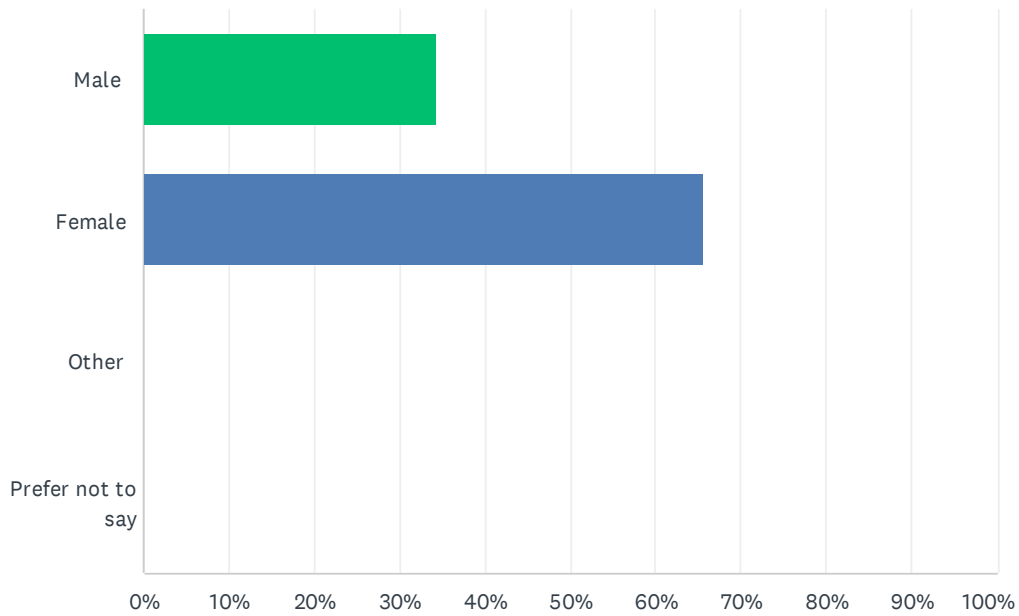
Answered: 61 Skipped: 0



ANSWER CHOICES	RESPONSES	
Under 18	0.00%	0
18-34	3.28%	2
25-34	0.00%	0
35-55	34.43%	21
45-54	0.00%	0
56-69	37.70%	23
55-64	0.00%	0
70+	19.67%	12
Prefer not to say	4.92%	3
TOTAL		61

Q13 Please select your gender.

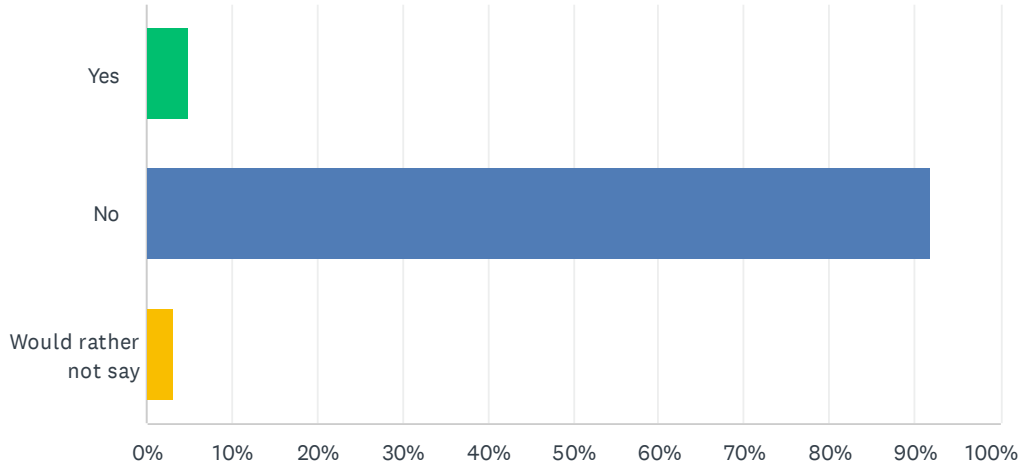
Answered: 61 Skipped: 0



ANSWER CHOICES	RESPONSES	
Male	34.43%	21
Female	65.57%	40
Other	0.00%	0
Prefer not to say	0.00%	0
TOTAL		61

Q14 Do you consider yourself to have any long standing physical illness, impairment or disability, which would impact on your ability to access services or events at the Town Hall.

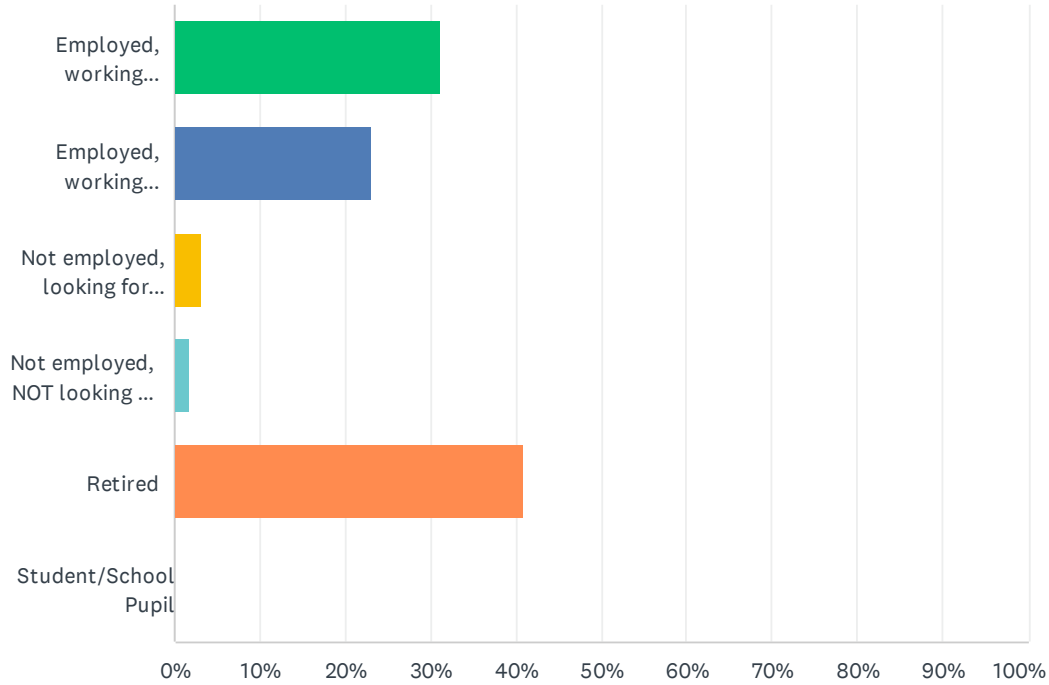
Answered: 61 Skipped: 0



ANSWER CHOICES	RESPONSES	
Yes	4.92%	3
No	91.80%	56
Would rather not say	3.28%	2
TOTAL		61

Q15 Which of the following categories best describes your employment status?

Answered: 61 Skipped: 0



ANSWER CHOICES	RESPONSES	
Employed, working full-time	31.15%	19
Employed, working part-time	22.95%	14
Not employed, looking for work	3.28%	2
Not employed, NOT looking for work	1.64%	1
Retired	40.98%	25
Student/School Pupil	0.00%	0
TOTAL		61